

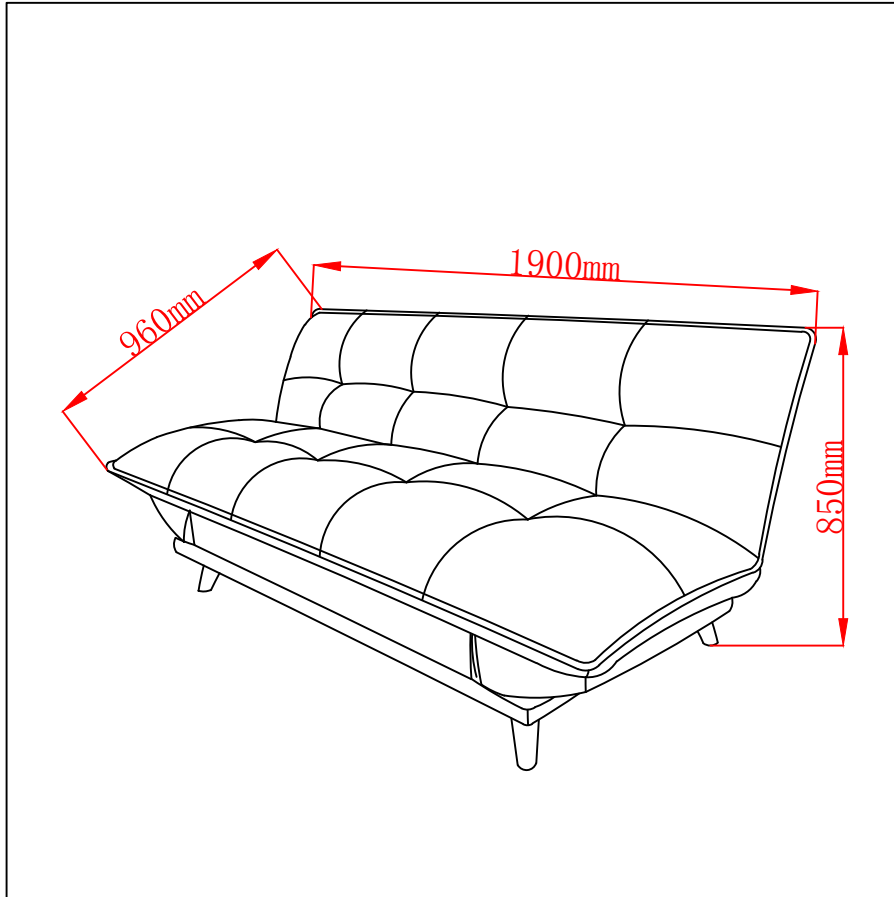


ASSEMBLY INSTRUCTION

PERCY Click Clack Sofa Bed

ITEM CODE 72142

Imported by Amart Furniture Pty Ltd, Qld, Brisbane Australia.
For any assistance with assembly or for missing parts please phone
Amart furniture, Customer Service Free call 1800 351 084


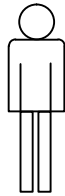


Imported by Amart Furniture Pty Ltd, Qld, Brisbane Australia.
For any assistance with assembly or for missing parts please
phone Amart Furniture, Customer Service Free Call
1800 351 084

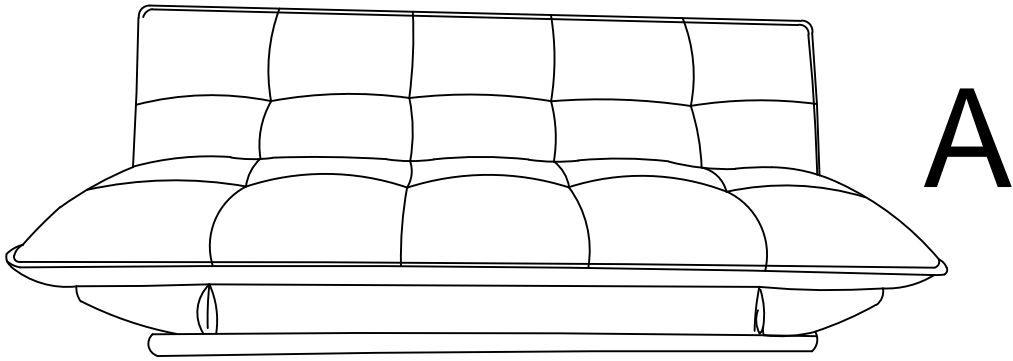
PRE-ASSEMBLY PREPARATION

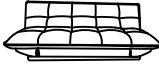





Before you start:

1. Choose a clean, level, spacious assembly area. Avoid hard surfaces that may damage the product
2. Take care when lifting. Product should be assembled as near as possible to the point of use
3. Ensure that you have all required contents for complete assembly
4. Always read the assembly instructions carefully before beginning assembly
5. Keep all hardware parts and packaging out of small children
6. Do not over tighten the screws and bolts as this may damage the threads

| | |
|---|--|
|  |  |
| ALLOW 5 MINUTES | 2 PEOPLE REQUIRED |
| | |

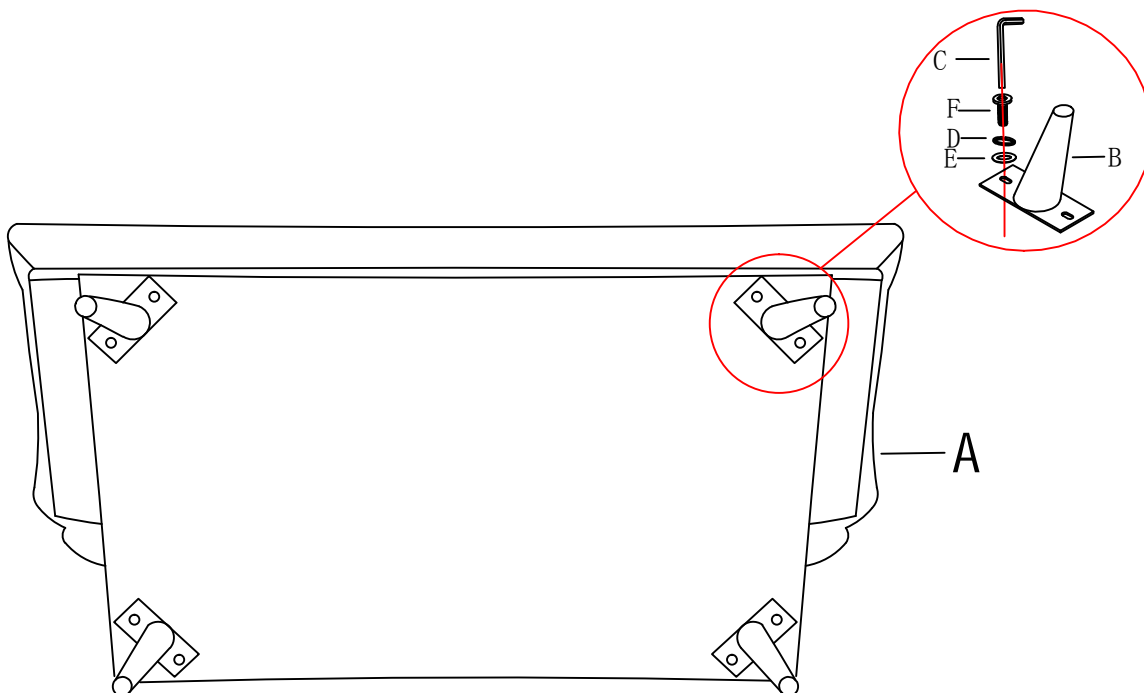
PARTS LIST



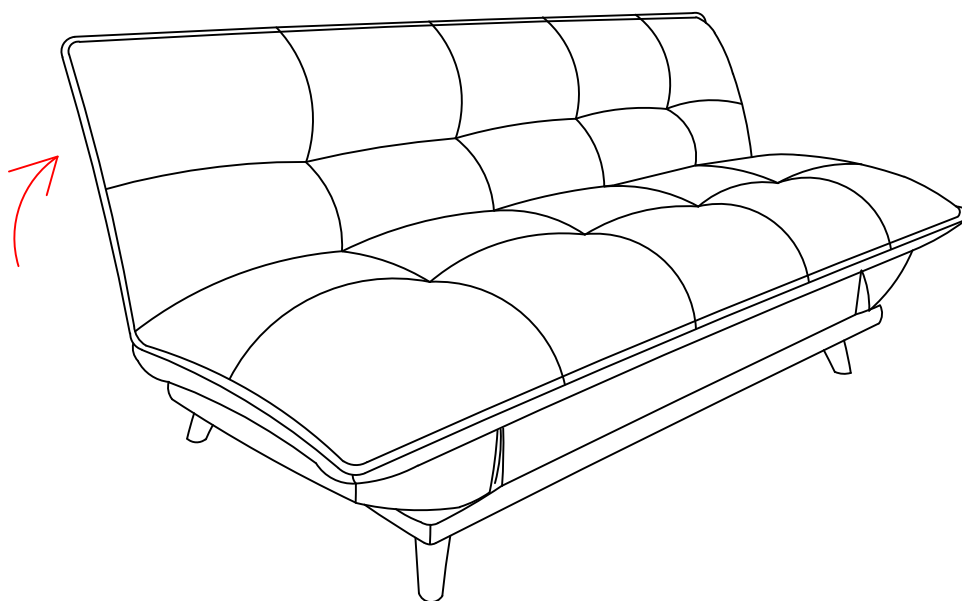
| | | | | | |
|---|--|---|---|--|---|
| A. 1PC  Seat | B. 4PC  Leg | C. 1PC (M5*100)  Allen Key | D. 8PC (M8)  Spring Washer | E. 8PC (M8*19)  Flat Washer | F. 8PC (M8*30)  Bolt |
|---|--|---|---|--|---|

STEP 1

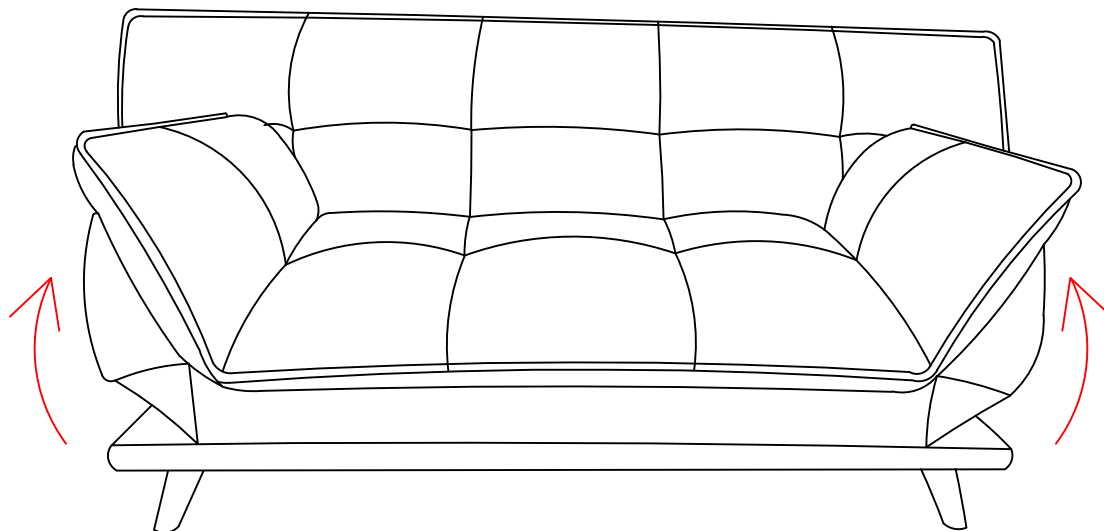
Attach Leg (B) to base frame (A), use spring washer (D) flat washer (E), and bolt (F) as shown below, then tighten with allen key (C).



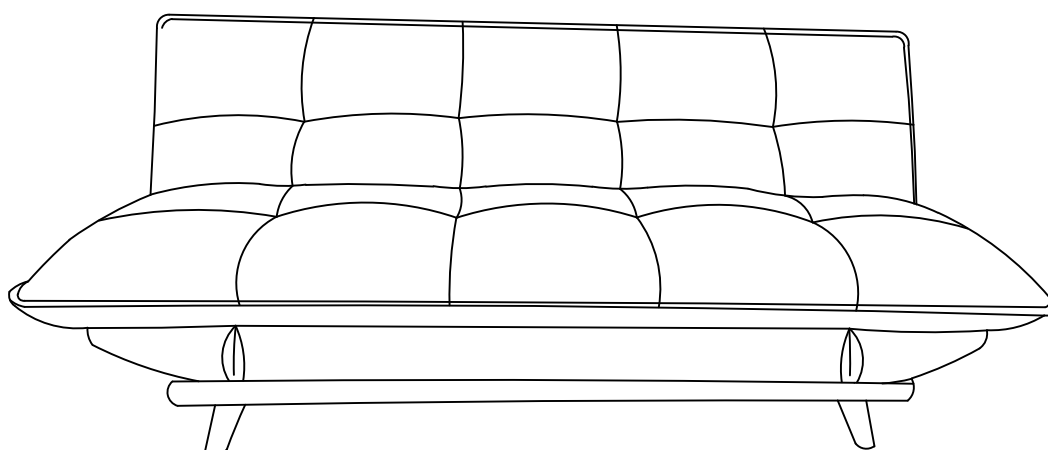
STEP 2



STEP 3



ASSEMBLY IS COMPLETE



Fabric Care and Maintenance



REGULAR CARE:

- Protect from direct sunlight

“Avoid direct sunlight on the fabric and avoid using harsh cleaning agents.”

CLEANING:

“If you have any items with zippers, they may have zippers”

“If you have any items with zippers, they may have zippers”

“If you have any items with zippers, they may have zippers”

“If you have any items with zippers, they may have zippers”

“If you have any items with zippers, they may have zippers”

“If you have any items with zippers, they may have zippers”

“If you have any items with zippers, they may have zippers”

“If you have any items with zippers, they may have zippers”

SPOT CLEANING:

“If you have any items with zippers, they may have zippers”

“If you have any items with zippers, they may have zippers”

“If you have any items with zippers, they may have zippers”

“If you have any items with zippers, they may have zippers”

“If you have any items with zippers, they may have zippers”

“Do not saturate the fabric or interior with water or other cleaning liquids”

WARNING:

Apply only water-based soil resist (fabric protection) treatments. Do not use aerosol products

* PILLING IS NOT A FABRIC DEFECT OR FAULT AND IS NOT COVERED BY WARRANTY

* PILLING IS A NORMAL OCCURRENCE CAUSED BY WEAR AND TEAR AND DOES NOT AFFECT THE DURABILITY OR FUNCTIONALITY OF THE FABRIC AND IS EASILY REMOVED